



PRODUCT INFORMATION GUIDE
CarrySafe and CarrySafe Accessory Carrier

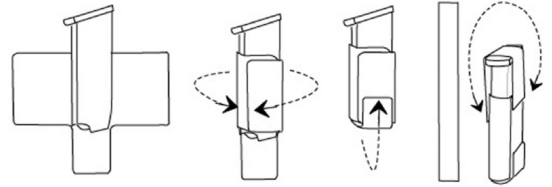


GalcoGunleather.com

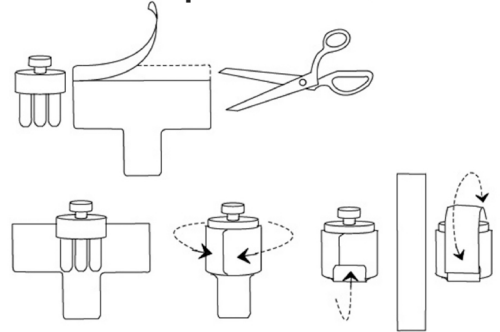
2019 West Quail Avenue Phoenix Arizona 85027

The CarrySafe Accessory Carrier™ is adjustable to allow carry of a spare magazine, speedloader, speed strip, flashlight, chemical spray, etc. The Carrier may be trimmed to accommodate accessories of various sizes.

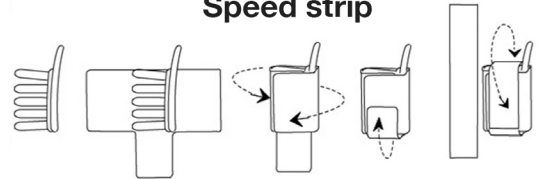
Pistol magazine



Speedloader

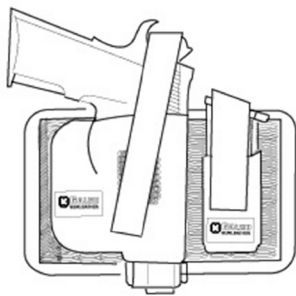


Speed strip

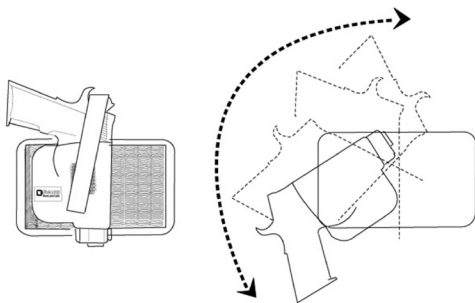


CarrySafe and CarrySafe Accessory Carrier

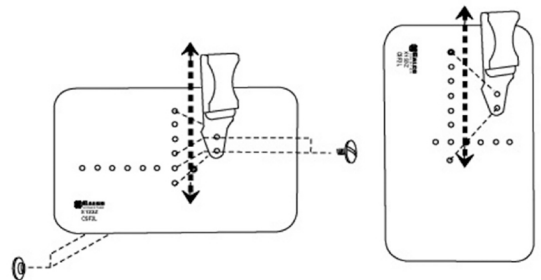
Galco's CarrySafe™ is designed to allow safe and effective handgun carry in handbags, briefcases, messenger and bug-out bags, and other locations.



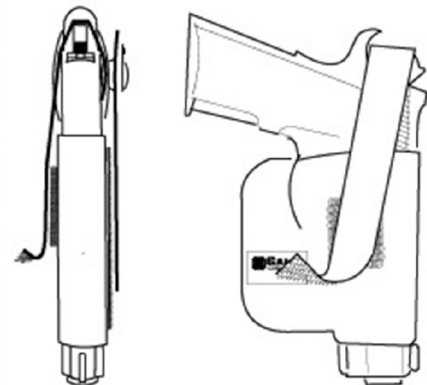
The elasticized nylon holster and accessory carrier attach securely with Velcro® to the stiff leather backing plate.



The Velcro holster attachment method allows infinite variation in holster angle, based on the carrier's preferences.



The adjustable metal clip on the backing plate allows the user to adjust the ride height of the holster to accommodate different bags and draw preferences.



The adjustable, reinforced thumb break retention strap offers excellent security with a fast draw. Adjust so that the handgun rides securely in the holster.

IMPORTANT FIREARMS SAFETY INFORMATION PLEASE READ PRIOR TO USING GALCO HOLSTERS

These warnings should be read prior to the use of Galco products. All firearms are potentially dangerous weapons. Firearms should be kept out of the reach of children. Use of a handgun under any conditions may be dangerous. Serious personal injury or even death could occur without proper training in the safe handling of firearms by an accredited firearms safety course. No person should handle any firearm unless such person has successfully passed an accredited firearms safety program. Great care should be used when handling, storing or transporting firearms or when placing or removing a handgun from your Galco holster.

TESTING A NEW HOLSTER FOR PROPER HOLSTER AND HANDGUN FIT

Never place a loaded handgun in a holster without first testing, in an unloaded condition (double-check to make sure the chamber is empty), for proper fit with the handgun. Galco holsters are designed to fit factory equipped handguns. The use of trigger shoes or grip adapters or any modifications to the handgun may cause improper holster fit and accidental discharge. All Galco holsters are designed to function safely and are made for specific handguns. **DO NOT ALTER YOUR GALCO HOLSTER IN ANY WAY, INCLUDING ANY SAFETY DEVICE INCORPORATED IN ANY GALCO PRODUCT TO ACCOMMODATE HANDGUNS OR OTHER EQUIPMENT FOR WHICH THE GALCO PRODUCT WAS NOT DESIGNED OR INTENDED.** We have tried to clearly label which holsters offer proper fit for specific handguns. However, continual changes will occur due to the number of handgun makes and models available on the market. Galco will not be responsible for typographical and other human errors that can and do occur. It is the user's responsibility to personally check for holster handgun compatibility using actual products. It is also the user's responsibility to regularly check the holster and its hardware (including, but not limited to, snaps and tension screws) for proper fit and function. Although Galco attempts to fit the most current model handguns, manufacturers of handguns constantly update their product specifications. Slight manufacturing changes in a handgun model can affect the proper and safe fit of your handgun and holster. Galco will not be responsible for such changes or for typographical or other human errors, which can and do occur despite diligent efforts. Should any Galco product become worn, loose, broken, defective or ill-fitting, or if in your opinion is unsafe, cease use immediately.

CARRY "CONDITION" OF FIREARM

Carrying any handgun with a live cartridge in the chamber immediately in front of the firing pin may cause an accidental discharge. Single action revolvers and some semi-automatic pistols should be carried with the hammer or firing pin resting on an empty chamber. All Galco holsters for the 1911 model/style firearm with safety straps and thumb breaks are designed to carry the 1911 in the "hammer down, chamber empty condition". Galco 1911 holsters that are "open top" (no safety strap and no thumb break) are designed to carry 1911's in all safe "conditions of carry" as specified by the firearm manufacturer.

CARE AND MAINTENANCE

Galco's saddle leather and premium horsehide holsters, belts, and accessories will need minimal care and maintenance throughout their service life. Our saddle leather products are made from natural steer hides that are range bred and grown. Therefore there may be natural range markings in the grain of the saddle leather. This is normal for top grain steer hide, and adds to the beauty and character of your Galco leather product. These same natural range markings will appear in our genuine horsehide.

Following the instructions below, you will add to the service life of your Galco product.

DO

Ensure that all screws are tightened snugly. Applying a small amount of clear nail polish to the threads will minimize screw back-out.

Full grain leather holsters that come in contact with bodily perspiration, the elements, or become soiled on a regular basis may need to be treated periodically to slow the natural breakdown of the leather fibers. Dry the leather naturally, without any type of artificial heat. Use Galco Leather Lotion, which will replace the natural oils in the leather. Brush your Premium Center Cut Steerhide product on a regular basis with a clean terry cloth towel or a soft suede brush.

DON'T

Do not submerge or saturate your leather product in water or any other liquid. Do not dry your leather product with heat from a hair dryer, oven, radiator, direct sunlight, etc. Do not use oils such as Neats Foot or Mink oil, as they will saturate and soften the leather too much.

Do not leave your leather product on the dashboard of your car in summer, or leave it otherwise exposed to the elements.

Do not use LocTite® or threadlock. Outgassing from these adhesive compounds will adversely affect plastic, nylon and rubber holster parts.

Do not put Galco synthetic materials in the washing machine. Clean as necessary with mild soap and water. Allow to air dry.

The above care and maintenance instructions cannot substitute for your good common sense. Following our recommended care and maintenance tips, along with common sense, will allow you to get the maximum service life from your Galco leather products.

It is the user's responsibility to exercise extreme caution when handling or carrying a handgun and to assume at all times that the gun is loaded. Do not attempt to cock a handgun while it is in the holster. Cocking the handgun while holstered can cause damage to the holster, gun, or both and may cause an accidental discharge. **For information on how to safely carry your particular handgun, please refer to your handgun manufacturer's safety and instruction manual.**

HOLSTERING YOUR FIREARM

You must be certain that your gun is securely seated in the holster each time you holster your firearm before removing your hand from the grip. Firearms must snugly fit in holsters to guard against accidental loss of the handgun. However, a snug fit may cause the slide to go out of battery when holstering. Therefore, you should always place your thumb on the back of the slide to insure that the slide does not go out of battery while holstering. Keep fingers off the trigger and out of the trigger guard when drawing or replacing the handgun in the holster.

FIREARM RETENTION

Always make sure your gun is fully seated in the holster, activating all auto and/or manual retention devices (when provided). Retention devices must be used when provided. Retention straps must be used when provided. During vigorous physical activity, including running, you should not rely on your holster's retention capabilities; the gun should be held in place with your hand to prevent the gun from falling out of the holster. We strongly recommend a regular practice routine be utilized to assure the continued capabilities of both product and user. If your holster has tension screws: the tension units are not pre-set at the factory. You will need to adjust them to the appropriate tension to help retain your firearm. Checking your tension screws each time you use your holster is required as part of a regular safety inspection of your equipment. Applying a small amount of clear nail polish to the threads of the tension units after they have been properly adjusted will minimize screw back-out. Do not use LocTite® or threadlock. Outgassing from these adhesive compounds will adversely affect plastic, nylon and rubber holster parts.

FIREARM SECURITY

Carrying a firearm is a serious responsibility that requires constant awareness. It is your responsibility to exercise extreme caution during any situation where another individual may attempt to take away your handgun. Law enforcement officers in particular should be familiar with the departmental tactical and procedural guidelines regarding the use and carrying of firearms in close proximity to potentially dangerous individuals.

SATISFACTION GUARANTEE

Customer satisfaction is as important to Galco today as it was over 45 years ago when we first began making holsters. We pride ourselves on the technical assistance offered by our knowledgeable Customer Service staff, who are happy to guide you through the holster selection process. We also offer a detailed guide to holster selection in our website FAQ. However, since we are shooters ourselves, we also recognize that not all gunleather works perfectly for all gun carriers, and that "it doesn't work for me" is a valid reason to return or exchange an item. Because of this, we offer an easy and hassle-free return process for end-users who have purchased directly from Galco.

To return a product purchased directly from Galco Gunleather, follow these simple steps:

- Contact Galco Customer Service at **800-874-2526** or customerservice@galcoGUNLEATHER.COM within ten business days of receipt of the item.
- Obtain a Return Authorization (RA) number and shipping instructions from a Galco Customer Service Representative.
- Return the item to Galco in new, unused condition for a full refund (less shipping and handling fees) or an exchange.

Galco's goal is to satisfy the gun-carrying needs of all our valued customers. If the product you purchased from us doesn't meet your needs, please let us help find the right product for you!

REPAIRS

Galco uses only the highest quality materials. We do not manufacture all of the component parts used in our products, however, and there may be occasions when a repair is necessary. If you have an unaltered Galco product that needs repair, simply contact our Customer Service department at 800-874-2526 or customerservice@galcoGUNLEATHER.COM. We will issue you a Return Authorization (RA) number to print on the outside of your shipping container and provide you with detailed shipping instructions. We will make every effort to complete the necessary repair quickly and return your item to you promptly. If there is a charge for your repair, we will notify you before the work is performed.

TERMS OF SALE

Because we have no control over the use of our products, all Galco products are sold as is and "with all faults". The entire risk as to the quality and performance of the product is with the buyer. Should the product prove defective following its purchase, the buyer and not the manufacturer, distributor, or retailer assumes the entire risk of all necessary servicing or repairs. Under no circumstances shall Galco be liable for incidental or consequential damages, such as loss of use of property, commercial loss and loss of earnings or profits. The implied warranties of merchantability and fitness for a particular purpose and all other warranties, expressed or implied, are excluded from this transaction and shall not apply to the product sold. The determination of the fitness or the suitability of any product for a specific use is the responsibility of the buyer. The illustrations shown herein are typical as to finish and application. Due to uncontrollable variances in color saturation, the actual product may differ slightly from that shown in this catalog/web site. Galco reserves the right to make changes in products built and/or sold by them at any time without incurring any obligation to make same or similar changes on products previously manufactured and/or sold by them. All Galco products are made in the U.S.A. and produced according to rigid specifications. Prices and models are subject to change without notice. Some states do not allow the exclusion or limitation of implied warranties or liability for incidental or consequential damages, so the above limitations and exclusions may not apply to you. Galco designs, features, and model names are the exclusive property of Galco International. Any and all persons including, but not limited to, individuals, firms and/or corporations are forbidden from imitating, copying or reproducing them in any way.